

**WHAT IS PBIS?**

Positive Behavior Interventions and Supports is a consistent school-wide framework customized for *all* students by our staff which focuses on creating a positive school culture. We use data to make informed proactive decisions to provide students the best opportunities for success academically and behaviorally.

**EAGLE CORE VALUES**

- Be Respectful
- Be Responsible
- Be Safe

	Classroom	Cafeteria	Playground	Assemblies	Hallway	Restroom
<b>Be Respectful</b>	<ul style="list-style-type: none"> <li>Listen &amp; follow directions the 1st time</li> <li>Use gentle voice to talk and kindly language</li> <li>Support the learning of others</li> <li>Be ready to learn</li> <li>Do your best</li> </ul>	<ul style="list-style-type: none"> <li>Use good manners</li> <li>Keep my area clean</li> </ul>	<ul style="list-style-type: none"> <li>Be kind &amp; include others</li> <li>Have good sportsmanship</li> <li>Follow directions the 1st time</li> </ul>	<ul style="list-style-type: none"> <li>Be an effective listener (eye contact)</li> <li>Follow directions the 1st time</li> </ul>	<ul style="list-style-type: none"> <li>Keep 1/2 mile between my desk, chair &amp; writing desk</li> <li>Walk the floor for the person behind me</li> </ul>	<ul style="list-style-type: none"> <li>Clean up after myself</li> <li>Behave to clean facility</li> <li>Do not leave items in stalls</li> </ul>
<b>Be Responsible</b>	<ul style="list-style-type: none"> <li>Do the right thing, even when no one is watching</li> </ul>	<ul style="list-style-type: none"> <li>Keep myself to myself</li> </ul>	<ul style="list-style-type: none"> <li>Be a problem solver (Make a Choice)</li> <li>Stay playing when the whistle blows</li> </ul>	<ul style="list-style-type: none"> <li>Remember myself</li> <li>Remember my parking spot, my desk, my chair, my writing desk, my materials, my seat, my pencil</li> <li>Stay in line</li> </ul>	<ul style="list-style-type: none"> <li>Remember my parking spot, my desk, my chair, my writing desk, my materials, my seat, my pencil</li> <li>Stay in line</li> </ul>	<ul style="list-style-type: none"> <li>Flush</li> <li>Use a quiet voice</li> </ul>
<b>Be Safe</b>	<ul style="list-style-type: none"> <li>Use tools &amp; supplies as intended</li> </ul>	<ul style="list-style-type: none"> <li>Keep myself to myself</li> <li>Only eat my own food</li> </ul>	<ul style="list-style-type: none"> <li>Keep myself to myself</li> <li>Use equipment as intended</li> <li>Report injuries</li> </ul>	<ul style="list-style-type: none"> <li>Keep myself to myself</li> <li>Order &amp; space on assembly location</li> </ul>	<ul style="list-style-type: none"> <li>Keep 1/2 mile between my desk, chair &amp; writing desk</li> <li>Stay in line</li> <li>Follow Eagle Paths</li> </ul>	<ul style="list-style-type: none"> <li>Push others' personal space</li> <li>Wash my hands with soap</li> </ul>



\*Scan the QR to enlarge the behavior matrix

**DATA DECISIONS**

PBIS leadership teams meet monthly to review data of repeated student misbehavior reports and improve positive prevention behaviors. The response to correctly teach/reteach these behaviors can be at the student, class, or school level.

**More questions**

If you have questions or concerns regarding PBIS, feel free to contact your child's teacher or Mr. McCluskey.



**Stephensens Elementary**  
 200 Gunfighter Avenue  
 Mountain Home AFB, ID 83648  
 Phone: (208) 832-4651  
 Fax: (208) 832-1120

# PBIS GUIDE FOR PARENTS



# Stephensens Elementary

## POSITIVE INCENTIVES

A key component of PBIS is focusing on promoting positive behaviors. There are several ways you will see this in our school.

**Eagle Bills** are a type of currency used when students are caught demonstrating one of our Eagle Core Values. Eagle Bills can be entered into the weekly Eagle Bill drawing or be saved to buy coupons at the Eagle Store.



**Merit Badges** are incentives earned as a class for positive behaviors and are displayed at the front of the school.

**Golden Eagles** are Stephensen's students of the month. These students are selected due to their outstanding displays of the Eagle Core Values.




**VIP Eagles** are spirit day participants who are being recognized by their teachers for individual achievements.

## SOCIAL EMOTIONAL LEARNING


### Teacher Intervention

When a student displays a behavior that does not follow the Core Values, a teacher will intervene, often in the form of conferencing and practicing the correct behavior. This redirection is not to punish the student, but to set the student up for success with *The Eagle Way*.



### School-Wide Social Skills & Stories

Social Skills & Stories are taught during grade level interventions to each class. These help teach Eagle Values, problem solving and encourage positive behaviors. Tattling, conflict resolution, teasing, and bullying are some of the skills that will be addressed. \*Smaller groups may be offered for students to target and develop a specific skill further.



**Don't Get the Tattle Tongue!**

Follow these Rules:

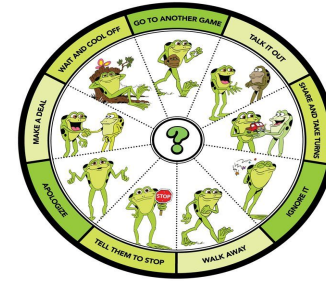
**Rule 1: Be a Danger Ranger**  
If a person or animal is in danger, you must warn someone!

**Rule 2: Be a Problem Solver**  
If the problem involves you, take charge and try hard to solve it yourself first!

**Rule 3: Now or Later?**  
Is the problem a "now" problem, or a "not now" problem? Can your problem be solved at a later time?

**Rule 4: MY.O.B.**  
If the problem is not dangerous and it does not involve you, DO NOT TATTLE!

## CONFLICT RESOLUTION



**Kelso's Choices** for conflict resolution will be taught and practiced for students to learn how to handle small problems.

### Peer Mediators & Justice Squad

Stephensen Problem Solvers and the Justice Squad are two government groups at our school run by kids and for kids. These two groups work together to help students take an active role in decreasing bullying at our school as well as learn how to solve social problems that naturally arise at the elementary age. If you would like more details on the program, please reach out to Mrs. Diana Eich or Mrs. Connie Burnett.

### What Zone Are You In?

Blue	Green	Yellow	Red
Sick Sad Tired Bored Moving Slowly	Happy Calm Feeling Okay Focused Ready to Learn	Frustrated Worried Silly/Wiggly Excited Loss of Some Control	Mad/Angry Mean Yelling/Hitting Disgusted Out of Control

### Zones of Regulation

Students will be taught to identify emotions using the Zones of Regulation to provide consistent language and culture within the school. They will be given strategies to help shift zones and regulate their emotions.

